





Shipping Instructions

<p>1) Wrap your unit with at least 3 inches' thickness of bubble wrap and place in box, seal that box.</p>	
<p>2) Wrap that box with at least 3 inches' thickness of bubble wrap and place inside a second, outer box that is at least 4 inches longer, wider, and deeper than the inner box.</p>	 <p>box 2</p>
<p>3) For units up to 25lbs use a third box and wrap that box with at least 3 inches' thickness of bubble wrap</p>	 <p>box 3</p>
<p>4) For units over 25lbs use a fourth box and wrap that box with at least 3 inches' thickness of bubble wrap</p>	 <p>box 4</p>

When receive a unit this way, we will be able to cut the unit out of the boxes and put it back in after the repair is complete without destroying the integrity of the packing.

Please **do not** use peanuts chips, if we receive units packed in peanuts chips, after the repair is complete, we will only return the unit after it has been packed as shown above by our professional packing service. (At the customer's expense.)

Send to:

Land Air Communications
95-15 108 Street
South Richmond Hill, New York 11419

**Please insure your shipment, we are not responsible for damage occurring during shipping.*